



Goulds 3181

High-Temperature and Pressure
Paper Stock/Process Pump



ITT

ENGINEERED FOR LIFE

3181

Designed to Handle High-Temperature and High-Pressure Services of the Pulp & Paper Industries

- Capacities to 13,000 GPM (3000 m³/h)
- Heads to 410 feet (125 m)
- Temperatures to 508°F (300°C)
- Pressures to 360 PSIG (25 bar)


Design Features

Extended Pump Life

- **Hydraulic Coverage** – Line designed for full 50/60 Hz performance.
- **Back Pull-out Construction** – Spacer-type coupling allows one-craft maintenance.
- **Centerline Supported** – High temperature stability.
- **Labyrinth Seals** – Eliminate loss of lubricant, prevent lubricant contamination for maximum bearing life.
- **Maximum Interchangeability** – Power end and impellers completely interchangeable with Goulds Model 3180/3185.
- **International Design** – Metric fasteners and fittings used throughout.

Applications

- Digester recirculation
- Make-up liquor
- White liquor
- Black liquor
- High-pressure/high-temperature pulp mill services
- Hot oil



- ANSI Class 300 flange drilling
- Inch-dimensioned O.D. of mechanical seal sleeve
- Inch-dimensioned bearing locknut
- Inch-dimensioned coupling extension

CASING

- End suction, top centerline discharge, self-venting.
- Centerline mounted for high-temperature services.
- Back pull-out design.

ENCLOSED IMPELLER

High-efficiency design. Large balance holes and back pump-out vanes minimize stuffing box pressure and axial thrust. Standard with casing and impeller wear rings.

TAPERBORE™ PLUS SEAL CHAMBER

Oversized tapered bore seal chamber improves circulation and cooling at seal faces, eliminates solids buildup in chamber for longer seal life. Standard with mechanical seal arrangement.

LABYRINTH SEALS

Labyrinth isolators prevent premature bearing failure caused by lubricant contamination and/or loss of lubricant.

CONTINUOUS HIGH PERFORMANCE

Original high efficiency maintained by simple external impeller adjustment resulting in long-term energy savings.

DRY SHAFT

PTFE O-rings in impeller nut and shaft sleeve assure positive sealing of shaft from pumpage.

i-ALERT® CONDITION MONITOR

(U.S. Patent 8,154,417)

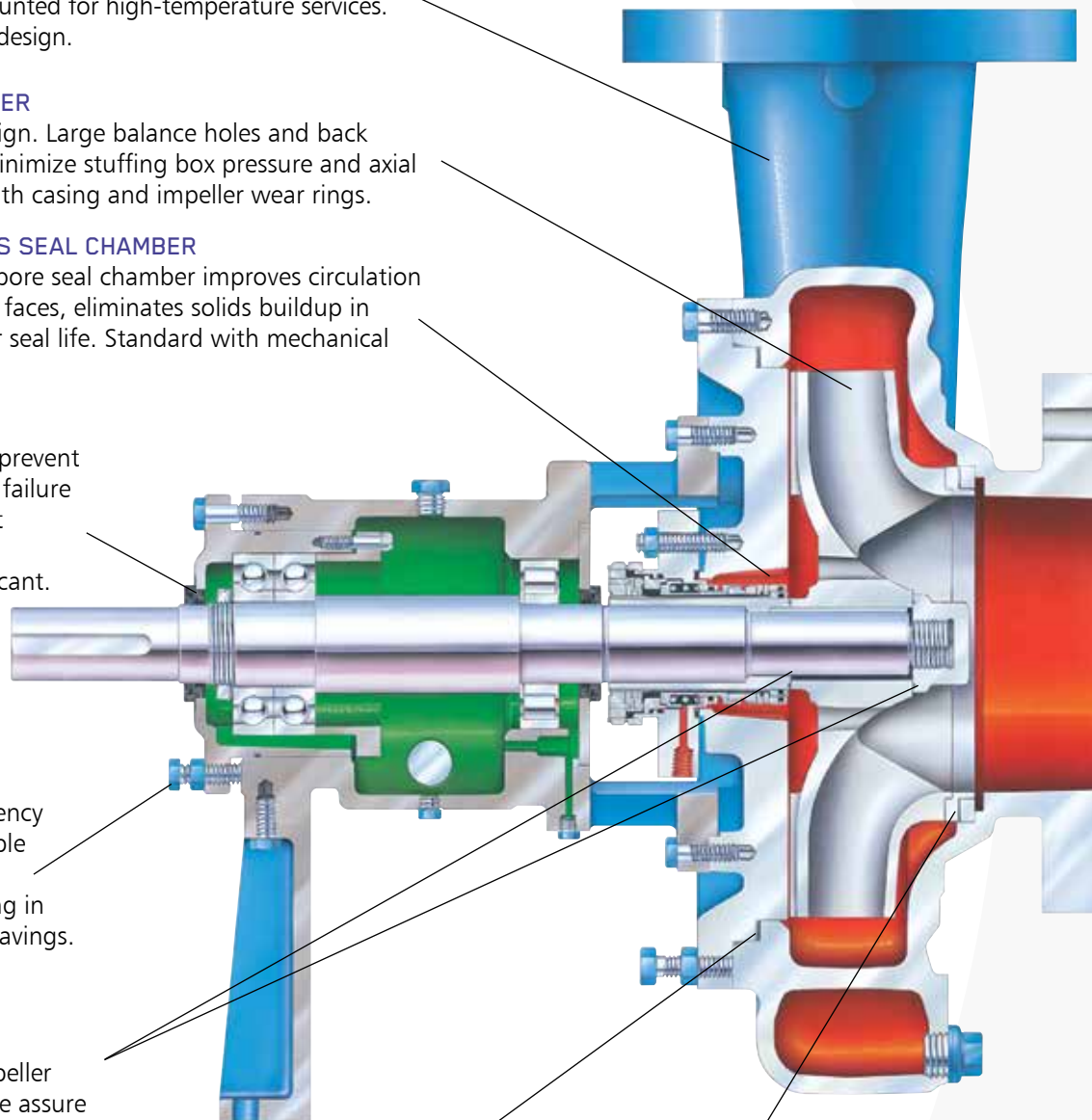
Constantly measures vibration and temperature at the thrust bearing. Colored LED's indicate general pump health. Provides early warning of improper operation before catastrophic failure occurs.

CONFINED SPIRAL-WOUND GASKET

Spiral-wound stainless steel provides metal-to-metal fit between casing and cover.

CASING AND IMPELLER WEAR RINGS

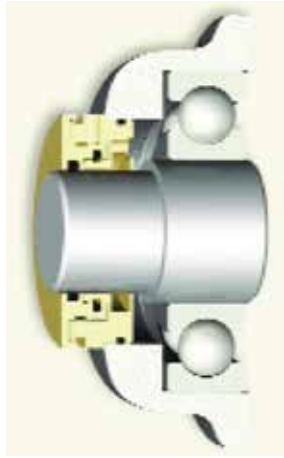
Renewable wear rings minimize maintenance costs. Fastened by set screws.



Performance Features for Extended Pump Life

Labyrinth Seals

Labyrinth isolators are standard to prevent premature bearing failure caused by lubricant contamination or loss of oil.



Heavy-Duty Shaft/Bearings

Shaft designed for minimum deflection for long seal life and bearing life. Bearings sized for optimum life under tough conditions.



Taperbore Seal Chamber

Enlarged, tapered bore for increased life of mechanical seals through improved lubrication and cooling. Self-venting and draining. VPE ring is optional.



Enclosed Impeller

High-efficiency design. Large balance holes and back pump-out vanes reduce axial thrust and stuffing box pressure.



Centerline Supported

For high-temperature services. Eliminates misalignment of pump and motor shafts due to thermal expansion of casing.



Features for Ease of Maintenance

Back Pull Out

Allows unit to be removed without disturbing suction and discharge piping. Simple and fast installation of spare power end.



Conditioning Monitoring Sites

Allow easy and consistent monitoring of temperature and vibration for preventive maintenance.



External Impeller Adjustment

Easy renewal of impeller clearances to maintain original hydraulic performance. Accomplished on-site with minimum downtime.



Maximum Stuffing Box / Seal Chamber Accessibility

Allows easy maintenance of packing or mechanical seal.



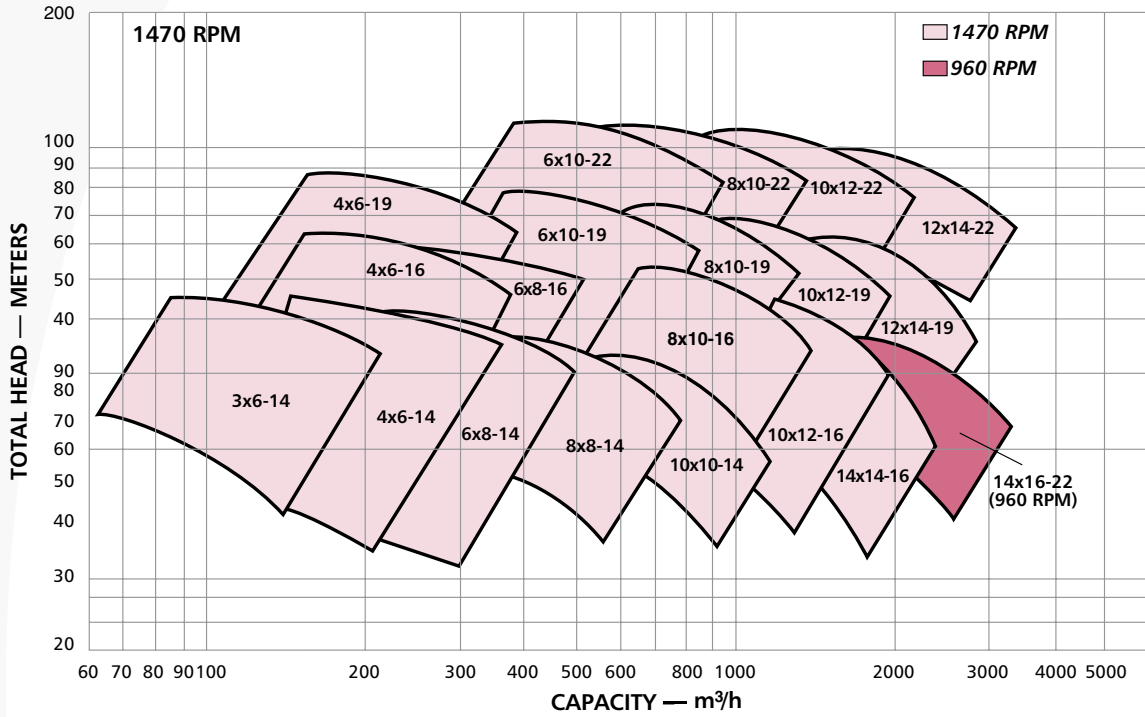
Maximum Interchangeability

The 3181/3186 utilizes the same power ends as Goulds Model 3180/3185 for reduced spare parts inventory requirements.

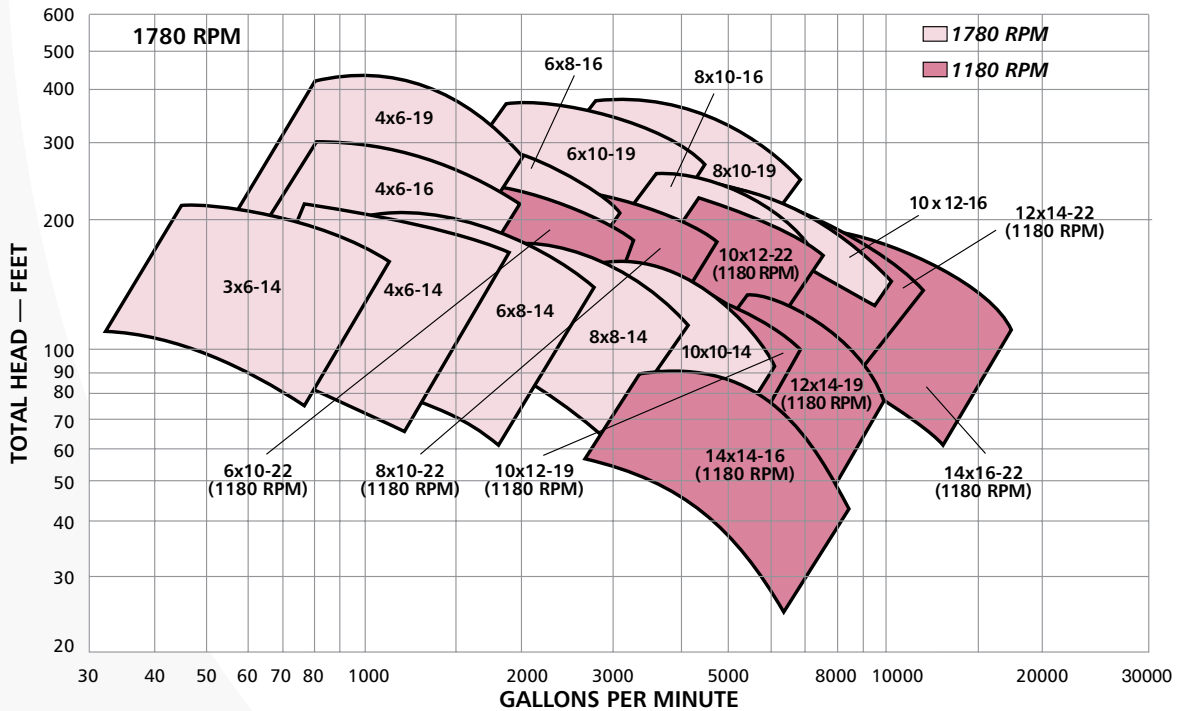


Hydraulic Coverage Charts

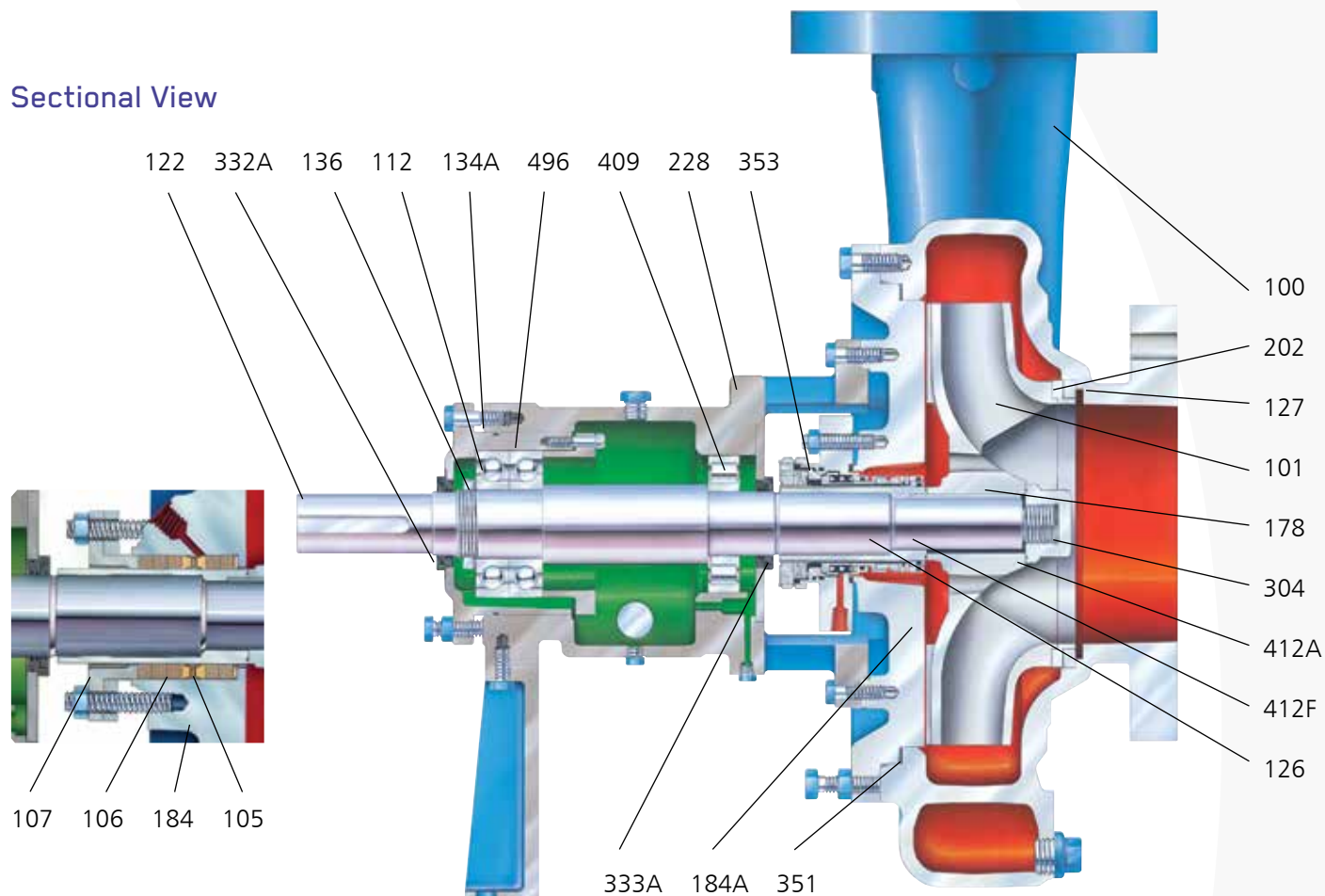
50Hz



60Hz








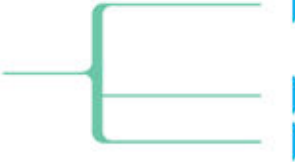










Sectional View



Parts List and Materials of Construction

Item Number	Part Name	Material		
		Duplex (A890 GR3A)	316 Stainless Steel	317 Stainless Steel
100	Casing	Duplex	316 SS	317 SS
101	Impeller	Duplex	316 SS	317 SS
105	Lantern Ring	PTFE		
106	Packing	Lattice Braid Garfite Yarn (Impregnated with Garfite 200)		
107	Gland	Duplex	316 SS	317 SS
112	Thrust Bearing	Duplex Angular Contact		
122	Shaft	Carbon Steel (4340)		
126	Shaft Sleeve		316 SS	317 SS
127	Casing Wear Ring	Duplex	316 SS	317 SS
134A	Bearing Housing	Cast Iron		
136	Bearing Locknut and Lockwasher	Steel		
178	Impeller Key	Carbon Steel		
184A	Taperbore™ Seal Chamber (Mechanical Seal)	Duplex	316 SS	317 SS
184	Stuffing Box Cover (Packed Box)	Duplex	316 SS	317 SS
202	Impeller Wear Ring	Duplex	316 SS	317 SS
228	Bearing Frame	Cast Iron		
304	Impeller Nut	Duplex	316 SS	317 SS
332A	Labyrinth Oil Seal (Outboard)	Bronze with Viton O-Rings		
333A	Labyrinth Oil Seal (Inboard)	Bronze with Viton O-Rings		
351	Casing Gasket	Spiral Wound Stainless Steel		
353	Mechanical Seal	(As Required)		
409	Radial Bearing	Cylindrical Roller		
412A	Impeller O-Ring	PTFE		
412F	Sleeve O-Ring	PTFE		
496	Bearing Housing O-Ring	Buna Rubber		

Modular Interchangeability

	Power End*	Stuffing Box/ Seal Chamber	Impeller and Wear Rings	Casing	Size
S Group					3x6-14 4x6-14 4x6-16
M Group					6x8-14 8x8-14 10x10-14 6x8-16 4x6-19
L Group					8x10-16 10x12-16 14x14-16 6x10-19 8x10-19 10x12-19 6x10-22 8x10-22
XL Group					12x14-19 10x12-22 12x14-22 14x16-22

* Shafts for Models 3181 and 3186 are not interchangeable. Sleeves for mechanical seals on the 3181 and 3186 are not interchangeable.



240 Fall Street
Seneca Falls, NY 13148
www.itt.com

© 2017 ITT Corporation, Inc.



B.3181.en-US.2017.06